



JS-ENVY Processor

Retrofit DMX Processor for Strand Environ and Environ 2 Architectural Dimmers



ENVY is a direct DMX512 retrofit control module specifically designed for facilities with an existing Strand Environ 2 architectural dimming systems.


Existing installations can be upgraded to DMX protocol in minutes eliminating system replacement or latency inducing protocol converters.

ENVY is pin to pin compatible with O.E.M. factory backplane for ease of installation.

- ✦ Direct plug-in DMX control module.
- ✦ Pin to pin compatibility with O.E.M. dimmer rack backplane.
- ✦ Compatible with both small and large Environ 2 enclosures.
- ✦ Based on new 3000+ Series technology.
- ✦ USB-C Tech Port for in field firmware upgrading.
- ✦ Next generation 3000+ Series technology and high-speed processor.
- ✦ Permits use of Presidor™ LED Dimmers or Power/Relay Modules with the existing rack enclosure.
- ✦ 2 Year Warranty.



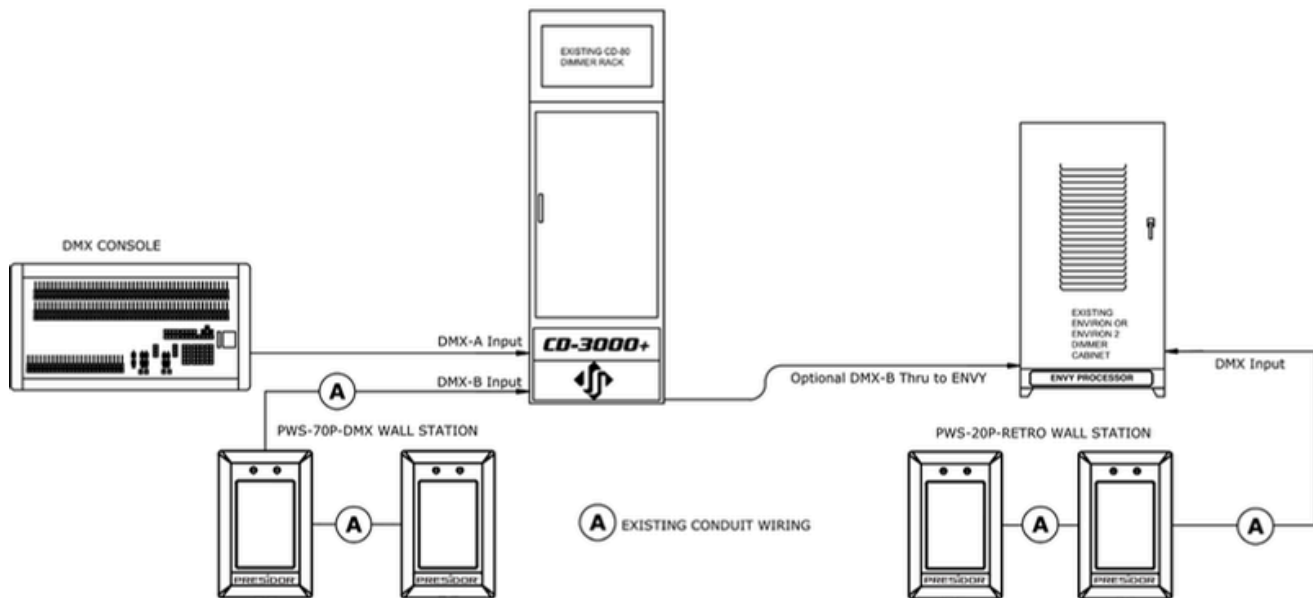
Strand Environ® rack with ENVY digital DMX control



ENVY = Performance!




TYPICAL INTEGRATION OF ENVY PROCESSOR



PWS-20P-RETRO-W



Dual 20 Amp Non-Dim Power Module for Digital Environ and Environ 2



Dual 600 Watt LED Dimmer Module for Digital Environ (DE90) Dimmer Racks.

JS-ENVY SPECIFICATIONS

- 1.1** ENVY shall incorporate a user-friendly software package for ease of rack configuration. Dimmer module types and positions shall be selectable via midge jumpers. The ENVY shall automatically assign each dimmer DMX address numerically from top to bottom of the dimmer rack. ENVY shall control up to 24 channels of existing dimmers.
- 1.2** Modular design of the unit shall make any future service requirements fast and easy with no requirement for an on-site service call. ENVY has been designed as a single pluggable module. ENVY shall contain all phase detect circuitry, panic function, DMX input/thru put, the main processor and all ancillary control electronics for the dimmer rack.
- 1.3** Dimmer control outputs shall be designed for precise and reliable control of the existing OEM dimmer modules or the replacement Presidor™ LED Dimmers and Relay/Power Modules by JSI. It shall never be necessary to adjust ramp circuits for proper dimmer output.
- 1.4** The ENVY shall accept DMX512-A digital data protocol allowing industry wide compatibility with most commercial/professional control systems.
- 1.5** The DMX start address shall be selectable in single channel increments via three address select switches. This DMX address shall represent the starting address for the entire module.
- 1.6** The existing low voltage control wiring and back boxes can be re-used when obsolete OEM wall stations are replaced with new Presidor Model #PWS-20P wall stations by JSI.
- 1.7** Face panel handles shall provide a means of removing the module for ease of DMX address change or curve select.
- 1.8** A removable transparent Plexi-glass shield shall provide circuit board and component protection against dimmer cabinet wiring and excessive dirt and dust build-up.

- 1.9** Dimmer rack fan activation shall be automatic at any DMX control level to any channel over 9% and shall continue for 5 minutes after all DMX control is removed to assist with heat activation from the cabinet.
- 1.10** The output lighting curve of the dimmers within the cabinet shall be assignable as either digital/direct drive or non-dim with a 50% DMX trigger level protect by a 5% hysteresis.
- 1.11** The ENVY shall contain a USB-C Tech Port for ease of firmware upgrade via laptop computer in the field.
- 1.12** The ENVY face panel shall include an LED indicator for power supply and microprocessor status. The LED, when illuminated, shall indicate normal operation, and when flashing shall indicate a hardware fault. Power supply or power failure shall cause the LED to extinguish.
- 1.13** The ENVY face panel shall include three green LEDs for phase detection, and one yellow LED for DMX512 data receive indication. Loss of accurate phase detect signal shall cause the corresponding LED to extinguish.
- 1.14** The ENVY face panel shall include an LED indicator for cabinet over-temperature indication. The LED, when illuminated, shall indicate an undesirable dimmer operating temperature and automatically disable all dimmer control outputs.
- 1.15** A "Panic" slide switch shall be included on the face of the unit. When "Panic" mode is selected, up to 24 pre-assigned dimmers shall be forced to full output regardless of their previous settings.
- 1.16** Multiple ENVY modules shall be capable of DMX512 "daisy chaining" between multiple units. An "end of line" jumper shall permit proper DMX signal termination when required.

Specifications subject to change without notice.